


# **CLASSEN**<sup>®</sup>

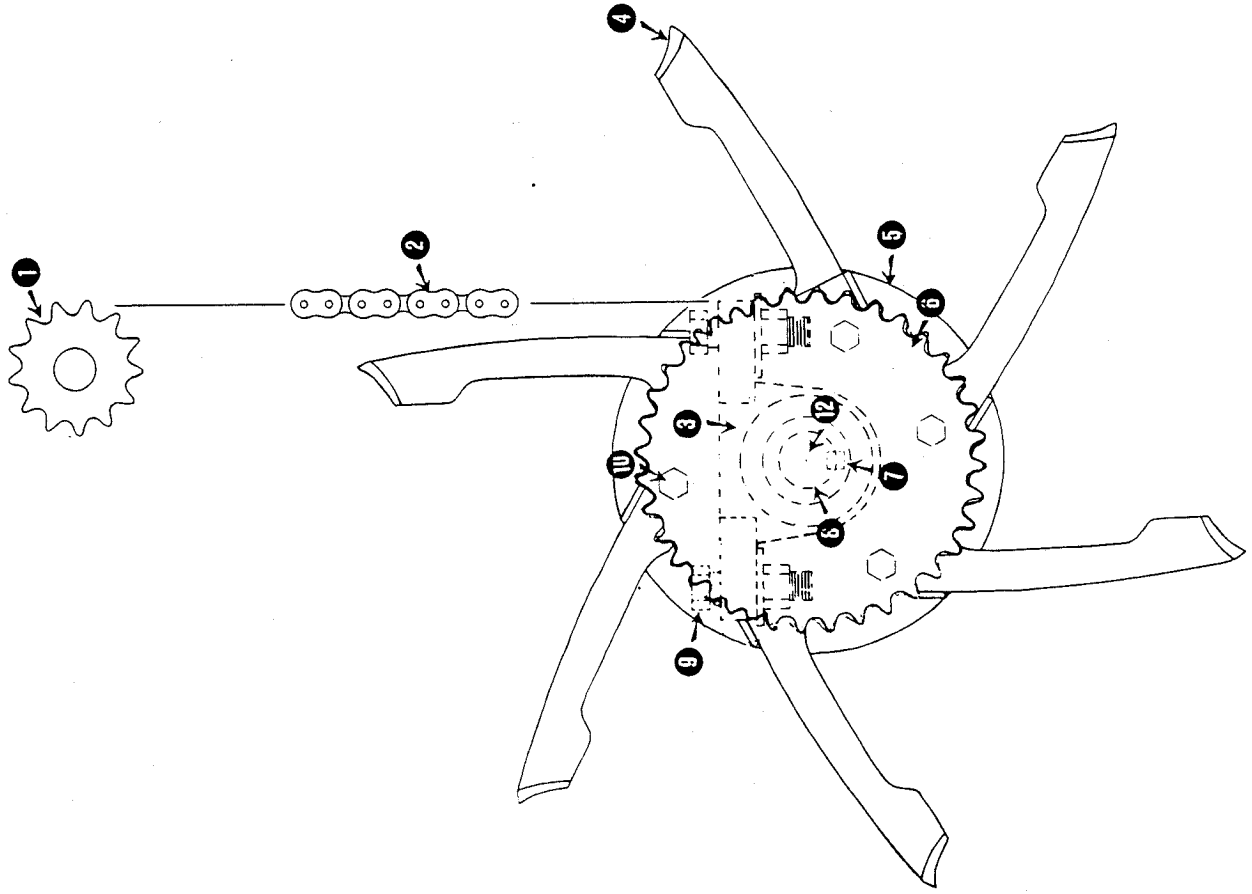
**MANUFACTURING, INC.**

## **"TA - 15" TURF AERATOR**



## **PARTS MANUAL**

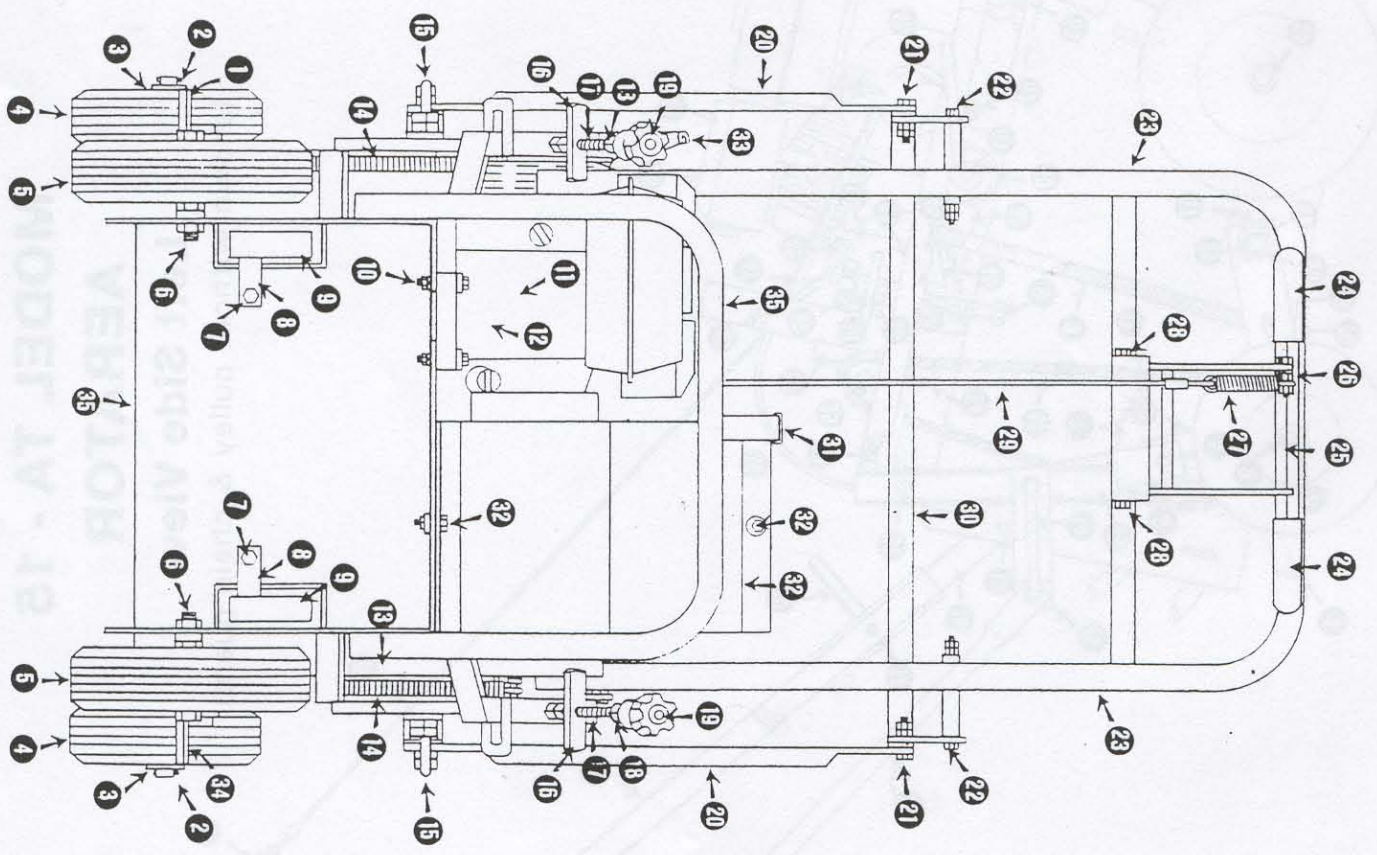
# MODEL TA - 15 AERATOR Tine Drive Assembly



KEY	PART. NO.	QTY. PER MACH.	DESCRIPTION
1	200017	1	#40 X 13 SPROCKET & JACKSHAFT
2	100088	1	#40 CHAIN X 76 PITCHES
3	100004	2	1" PILLLOW BLOCK with ECENTRIC COLLAR
4	100032	24	PLUGGING TINE
5	700012	1	TINE DISC SHAFT ASSEMBLY
6	200009	1	#40 X 36 SPROCKET W/1" HUB
7	500004	1	3/4" X 3/4" X 1" KEY
8	300043	1	DRUMSHAFT SPACER
9	500040	4	1/2" X 1 3/4" BOLT, FLAT WASHER & LOCKNUT
10	500039	24	5/16" X 1 1/4" BOLT & LOCKNUT
11	100025	1	#40 CON. LINK (not shown)
12	500102	1	5/16" X 1" FINE BOLT, LOCKWASHER & FENDERWASHER

# MODEL TA - 15 AERATOR Front View

KEY	PART NO.	QTY. PER MACH.	DESCRIPTION
1	400050	1	REAR AXLE SUPPORT ARM - RIGHT SIDE
2	500016	2	5/32" X 1 1/4" COTTER PIN
3	500033	2	3/8" FLATWASHER
4	100031	2	8" REAR TIRE ASSEMBLY
5	100063	2	10" FRONT TIRE ASSEMBLY
6	500108	2	3/8" X 4" FINE THREAD BOLT & 2 - JAW NUTS
7	500024	2	3/8" X 1" BOLT, FLATWASHER & LOCKNUT
8	300042	2	WEIGHT STOP FLAT
9	400052	2	5/16" X 1 1/2" BOLT, LOCKWASHER & NUT
10	500005	4	4.0 HP HONDA ENGINE WITH EXHAUST DEFLECTOR
11	100037	1	3.5 HP BRIGGS & STRATTON I.C. ENGINE
12	100094	1	CHAIN GUARD & 3 - 5/16" X 3/4" BOLTS, 3 - LOCK- WASHERS, 2 - FLATWASHERS & 2 - NUTS
13	400049	1	FRAME SPRING
14	100040	2	LEFT HANDLE, 4 - 1/2" NUTS & 3 - 1/2" LOCKNUTS
15	100090	2	ADJUSTER NUT
16	400048	2	1/2" X 6" ADJ. BOLT
17	100089	2	1/2" NUT
18	500106	2	1/2" KNOB
19	100093	2	LINKAGE ARM
20	300041	2	3/8" X 1 1/4" BOLT, FLATWASHER & 2 - LOCKNUT
21	500049	2	3/8" X 4 1/2" BOLT & 2 - LOCKNUTS
22	500103	2	MAIN HANDLE
23	400045	1	RUBBER HAND GRIP - 1 1/2" X 3/4"
24	100033	2	CONTROL HANDLE
25	400044	1	3/8" X 1 1/4" BOLT, LOCKWASHER, NUT & LOCKNUT
26	500055	1	CLUTCH CABLE SPRING
27	100034	1	3/8" X 1 1/4" BOLT & 2 - LOCKNUTS
28	500050	2	LOWER HANDLE
29	200016	1	RUBBER HAND GRIP - 1/2" X 1"
30	400043	1	PULLEY GUARD & 3 - 5/16" X 3/4" BOLTS, 3 - LOCK- WASHERS, 3 - FLATWASHERS, 2 - NUTS
31	100007	1	RELEASE HANDLE
32	400048	1	REAR AXLE SUPPORT ARM - LEFT SIDE
33	100092	1	MAIN FRAME
34	400051	1	CLASSEN DECAL (not shown)
35	400047	1	TA-15 DECAL (not shown)
36	100074	1	ALL GUARDS MUST BE IN PLACE, ETC. (not shown)
	100095	1	ANGER, KEEP HANDS & FEET, ETC. (not shown)
	100096	1	TA-15 PARTS MANUAL (not shown)
	100096	1	TA-15/TA-19/TA-26 OPERATORS MANUAL (not shown)

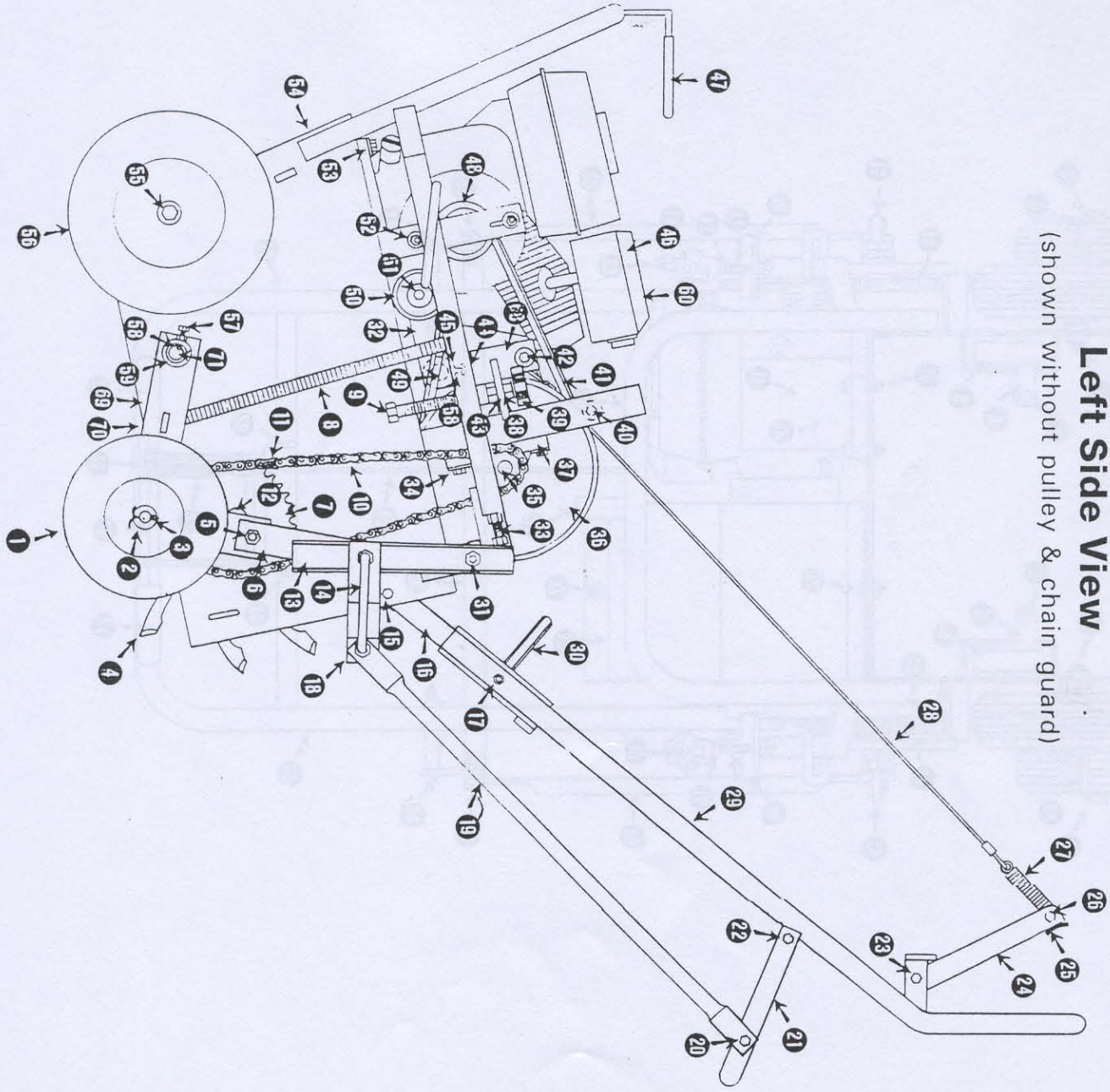


# MODEL TA - 15

## AERATOR

### Left Side View

(shown without pulley & chain guard)



KEY	PART NO.	QTY. PER MACH.	DESCRIPTION
1	100031	2	8" REAR TIRE ASSEMBLY
2	500053	2	5/8" FLATWASHER
3	500016	2	5/2" X 1 1/4" COTTER PIN
4	100032	24	PLUGGING TINE
5	500045	4	2 - 1/2" LOCKNUTS
6	300040	2	PIVOT FLAT
7	200009	1	4/0 X 3/8 SPROCKET WITH 1" HUB
8	100040	2	FRAME SPRING
9	100089	2	1/2" X 6" ADJ. BOLT
10	100088	1	#40 CHAIN X 7/8 PITCHES
11	100025	1	#40 CON. LINK
12	500102	1	5/16" X 1 FINE BOLT, FENDERWASHER & LOCKWASHER
13	400041	2	PIVOT ARM
14	100090	2	LEFT HANDLE, 4 - 1/2" NUTS, & 3 - 1/2" LOCKNUTS
15	500028	4	3/8" X 1 1/4" BOLT, LOCKWASHER & NUT
16	400042	4	LOWER HANDLE MOUNT
17	100091	1	SPADE ROD, 2 - 3/8" LOCKNUTS, 3 - 3/8" FLAT WASHERS, 1 - 3/16" X 1" ROLL PIN
18	500034	2	1/2" FLAT WASHER
19	300041	2	LINKAGE ARM
20	500049	2	3/8" X 1 1/4" BOLT, FLATWASHER, 2 LOCKNUTS
21	400043	2	LOWERING HANDLE
22	500103	2	3/8" X 4 1/2" BOLT & 2 LOCKNUTS
23	500050	2	3/8" X 1 1/4" BOLT & 2 LOCKNUTS
24	400044	2	CONTROL HANDLE
25	100033	2	RUBBER HAND GRIP 1 1/8" X 3 1/4"
26	500055	1	3/8" X 1 1/4" BOLT, LOCKWASHER, NUT & LOCKNUT
27	100034	1	CLUTCH CABLE SPRING
28	200016	1	CLUTCH CABLE
29	400045	1	MAIN HANDLE
30	100092	1	RELEASE HANDLE
31	500045	4	2 - 1/2" LOCKNUTS
32	400021	4	IDLER ARM
33	500104	2	1/2" X 1 1/4" BOLT & NUT
34	500010	4	5/16" X 1 1/2" BOLT, LOCKWASHER, 2 FLAT WASHERS
35	200017	1	#40 X 13 SPROCKET & JACKSHAFT
36	100041	1	9" PULLEY WITH 1/2" HUB & 3/16" SQ. KEY
37	100013	2	1/2" PULLEY BLOCK WITH COLLAR
38	500106	2	1/2" NUT
39	100039	2	1/2" KNOB
40	500105	3	3/8" X 2 1/2" BOLT, LOCKWASHER, 2 NUTS, 2 FLAT WASHERS
41	100039	1	B X 4 3/4" BELT
42	500107	1	3/8" X 1" BOLT, LOCKNUT 2 FLAT WASHERS
43	400046	2	ADJUSTER NUT
44	500015	2	1/2" X 3/4" BOLT NUT & LOCKWASHER
45	500001	1	1/2" X 28 GREASE ZERK
46	100037	1	4.0 HP HONDA ENGINE WITH EXHAUST DEFLECTOR
47	100007	1	RUBBER HAND GRIP 1/4" X 1"
48	100038	1	3" PULLEY WITH 1/2" HUB & 3/16" SQ. KEY X 1"
49	100021	2	BRASS BUSHINGS
50	100010	1	IDLER PULLEY
51	500028	1	3/8" X 1 1/4" BOLT, LOCKWASHER & NUT
52	500105	3	3/8" X 2 1/2" BOLT, LOCKWASHER, 2 NUTS & 2 FLAT WASHERS
53	500005	4	5/16" X 1 1/2" BOLT, LOCKWASHER & NUT
54	400047	1	MAIN FRAME
55	500108	2	5/8" X 4 FINE THREAD BOLT & 2 - JAM NUTS
56	100063	2	10" FRONT TIRE ASSEMBLY
57	500015	3	1/2" X 3/4" BOLT, NUT & LOCKWASHER
58	500011	5	3/16" X 1" SQ. KEY
59	200018	1	1/2" KEVED SHAFT
60	100094	1	3.5 HP BRIGGS & STRATTON I.C. ENGINE
61	100074	1	CLASSEN DECAL (not shown)
62	100095	2	TA-15 DECAL (not shown)
63	100096	1	ALL GUARDS MUST BE IN PLACE, ETC. (not shown)
64	100069	1	DANGER, KEEP HANDS & FEET ETC. (not shown)
65	100097	1	TA-15 PARTS MANUAL (not shown)
66	400048	1	PULLEY GUARD & 3 - 5/16" X 3/4" BOLTS
67	400049	1	3 - LOCKWASHERS, 3 - FLAT WASHERS, 2 - NUTS
68	400020	1	CHAIN GUARD & 3 - 5/16" X 3/4" BOLTS, 3 - LOCKWASHERS, 2 - FLAT WASHERS, 2 - NUTS (not shown)
69	400050	1	CLUTCH ARM
70	400051	1	REAR AXLE SUPPORT ARM - LEFT SIDE
71	500109	1	1/2" X 5/8" FINE BOLT, LOCKWASHER & FENDERWASHER
72	100099	1	TA-15/TA-19/TA-28 OPERATORS MANUAL (not shown)